

new to range

DECEMBER 2020



aplus[®]
Automotive Parts

PASSENGER VEHICLE

www.aplus-automotive.com





34692AP

ACURA



AXIAL JOINT

LEFT & RIGHT
Front Axle



MODEL	START YEAR	END YEAR	OEM / COMPARISON NO	TECHNICAL SPECIFICATIONS
MDX	2014/01	-	53610TZ5A01	

33437AP

ALFA ROMEO



STRUT CONTROL ARM

LEFT & RIGHT
Rear Axle



MODEL	START YEAR	END YEAR	OEM / COMPARISON NO	TECHNICAL SPECIFICATIONS
GIULIA (952) (6S)	2015/10	-	50540592	L : 111
STELVIO (949) (6V)	2016/12	-		ID : Ø12,3

COMPONENT	PART NUM.	COMPONENT NAME	OEM NO
	33436AP	SILENTBLOCK (LEFT & RIGHT)	50540594-P



34759AP

BMC



AXIAL JOINT

RIGHT
* Handed : 20217AP
Front Axle



MODEL	START YEAR	END YEAR	OEM / COMPARISON NO	TECHNICAL SPECIFICATIONS
LEVEND	-	-	9P921738	

30743AP

BMW



TRACK CONTROL ARM

LEFT
* Handed : 30744AP
Lower Front Axle



MODEL	START YEAR	END YEAR	OEM / COMPARISON NO	TECHNICAL SPECIFICATIONS
6 SERIES GT (G32)	2017/07	-	31106861151	
7 SERIES G11 & G12	2015/07	-		

COMPONENT	PART NUM.	COMPONENT NAME	OEM NO
	30745AP	SILENTBLOCK (LEFT & RIGHT)	31106861151-P 31106861152-P



30744AP


BMW



TRACK CONTROL ARM

RIGHT
* Handed : 30743AP
Lower Front Axle



MODEL	START YEAR	END YEAR	OEM / COMPARISON NO	TECHNICAL SPECIFICATIONS
6 SERIES GT (G32)	2017/07	-	31106861152	
7 SERIES G11 & G12	2015/07	-		
COMPONENT	PART NUM.	COMPONENT NAME		OEM NO
	30745AP	SILENTBLOCK (LEFT & RIGHT)		31106861151-P 31106861152-P

30808AP


BMW



TRACK CONTROL ARM

LEFT
* Handed : 30809AP
Front Axle



MODEL	START YEAR	END YEAR	OEM / COMPARISON NO	TECHNICAL SPECIFICATIONS
5 SERIES G30 X DRIVE	2016/11	-	31106861157	
7 SERIES G11 (X DRIVE) G12 (X DRIVE)	2015/07	-		
COMPONENT	PART NUM.	COMPONENT NAME		OEM NO
	30745AP	SILENTBLOCK (LEFT & RIGHT)		31106861151-P 31106861152-P



30809AP


BMW



TRACK CONTROL ARM

RIGHT
* Handed : 30808AP
Front Axle



MODEL	START YEAR	END YEAR	OEM / COMPARISON NO	TECHNICAL SPECIFICATIONS
5 SERIES G30 X DRIVE	2016/11	-	31106861158	
7 SERIES G11 (X DRIVE) G12 (X DRIVE)	2015/07	-		
COMPONENT	PART NUM.	COMPONENT NAME		OEM NO
	30745AP	SILENTBLOCK (LEFT & RIGHT)		31106861151-P 31106861152-P

30823AP



BUICK



WISHBONE

LEFT
* Handed : 30824AP
Front Axle



MODEL	START YEAR	END YEAR	OEM / COMPARISON NO	TECHNICAL SPECIFICATIONS
ENCLAVE	2008/01	2012/12	25798012	M : M14x1.5
				ID : Ø14,2
				bl : 81
				l : 356,6
COMPONENT	PART NUM.	COMPONENT NAME		OEM NO
	24905AP	BALL JOINT (LEFT & RIGHT)		15863690
	30825AP	SILENTBLOCK (LEFT & RIGHT)		25798013



30823WBAP

BUICK






WISHBONE

LEFT

* Handed : 30824AP
Front Axle



MODEL	START YEAR	END YEAR	OEM / COMPARISON NO	TECHNICAL SPECIFICATIONS
ENCLAVE	2008/01	2012/12	22782459-K	M : M14x1.5
				ID : Ø14,2
				bl : 81
				l : 354,6
COMPONENT	PART NUM.	COMPONENT NAME		OEM NO
	24905AP	BALL JOINT (LEFT & RIGHT)		15863690
	30825AP	SILENTBLOCK (LEFT & RIGHT)		25798013
	31289AP	SILENTBLOCK (LEFT & RIGHT)		22782459



30824AP

BUICK





WISHBONE

RIGHT

* Handed : 30823AP
Front Axle



MODEL	START YEAR	END YEAR	OEM / COMPARISON NO	TECHNICAL SPECIFICATIONS
ENCLAVE	2008/01	2012/12	20774419	M : M14x1.5
				ID : Ø14,2
				bl : 81
				l : 354,6
COMPONENT	PART NUM.	COMPONENT NAME		OEM NO
	24905AP	BALL JOINT (LEFT & RIGHT)		15863690
	30825AP	SILENTBLOCK (LEFT & RIGHT)		25798013



30824WBAP

BUICK






WISHBONE

RIGHT

* Handed : 30823AP
Front Axle



MODEL	START YEAR	END YEAR	OEM / COMPARISON NO	TECHNICAL SPECIFICATIONS
ENCLAVE	2008/01	2012/12	20774419-K	M : M14x1.5
				ID : Ø14,2
				bl : 81
				l : 354,6
COMPONENT	PART NUM.	COMPONENT NAME		OEM NO
	24905AP	BALL JOINT (LEFT & RIGHT)		15863690
	30825AP	SILENTBLOCK (LEFT & RIGHT)		25798013
	31289AP	SILENTBLOCK (LEFT & RIGHT)		22782459



30823AP

CHEVROLET





WISHBONE

LEFT

* Handed : 30824AP
Front Axle



MODEL	START YEAR	END YEAR	OEM / COMPARISON NO	TECHNICAL SPECIFICATIONS
TRAVERSE	2009/01	2017/12	25798012	M : M14x1.5
			25995438	ID : Ø14,2
				bl : 81
				l : 356,6
COMPONENT	PART NUM.	COMPONENT NAME		OEM NO
	24905AP	BALL JOINT (LEFT & RIGHT)		15863690 19207521
	30825AP	SILENTBLOCK (LEFT & RIGHT)		25798013 25798014



30823WBAP

CHEVROLET






WISHBONE

LEFT

* Handed : 30824AP
Front Axle



MODEL	START YEAR	END YEAR	OEM / COMPARISON NO	TECHNICAL SPECIFICATIONS
TRAVERSE	2009/01	2017/12	22782459-K	M : M14x1.5
			25798012-K	ID : Ø14,2
			25995438-K	bl : 81
				l : 354,6
COMPONENT	PART NUM.	COMPONENT NAME		OEM NO
	24905AP	BALL JOINT (LEFT & RIGHT)		15863690 19207521
	30825AP	SILENTBLOCK (LEFT & RIGHT)		25798013 25798014
	31289AP	SILENTBLOCK (LEFT & RIGHT)		22782459



30824AP

CHEVROLET





WISHBONE

RIGHT

* Handed : 30823AP
Front Axle



MODEL	START YEAR	END YEAR	OEM / COMPARISON NO	TECHNICAL SPECIFICATIONS
TRAVERSE	2009/01	2017/12	20774419	M : M14x1.5
			25798011	ID : Ø14,2
				bl : 81
				l : 354,6
COMPONENT	PART NUM.	COMPONENT NAME		OEM NO
	24905AP	BALL JOINT (LEFT & RIGHT)		15863690 19207521
	30825AP	SILENTBLOCK (LEFT & RIGHT)		25798013 25798014



30824WBAP

CHEVROLET






WISHBONE

RIGHT

* Handed : 30823AP
Front Axle



MODEL	START YEAR	END YEAR	OEM / COMPARISON NO	TECHNICAL SPECIFICATIONS
TRAVERSE	2009/01	2017/12	20774419-K	M : M14x1.5
			25798011-K	ID : Ø14,2
				bl : 81
				l : 354,6
COMPONENT	PART NUM.	COMPONENT NAME		OEM NO
	24905AP	BALL JOINT (LEFT & RIGHT)		15863690 19207521
	30825AP	SILENTBLOCK (LEFT & RIGHT)		25798013 25798014
	31289AP	SILENTBLOCK (LEFT & RIGHT)		22782459

34742AP

FORD



STABILIZER

LEFT & RIGHT

Rear Axle



MODEL	START YEAR	END YEAR	OEM / COMPARISON NO	TECHNICAL SPECIFICATIONS
F-450 SUPER DUTY	2008/01	2017/12	7C3Z5K484E	
F-550 SUPER DUTY	2008/01	2018/12		



30823AP

GMC





WISHBONE

LEFT

* Handed : 30824AP
Front Axle



MODEL	START YEAR	END YEAR	OEM / COMPARISON NO	TECHNICAL SPECIFICATIONS
ACADIA	2007/01	2012/12	25798012	M : M14x1.5
				ID : Ø14,2
				bl : 81
				l : 356,6
COMPONENT	PART NUM.	COMPONENT NAME		OEM NO
	24905AP	BALL JOINT (LEFT & RIGHT)		15863690
	30825AP	SILENTBLOCK (LEFT & RIGHT)		25798014



30823WBAP

GMC






WISHBONE

LEFT

* Handed : 30824AP
Front Axle



MODEL	START YEAR	END YEAR	OEM / COMPARISON NO	TECHNICAL SPECIFICATIONS
ACADIA	2007/01	2012/12	22782459-K	M : M14x1.5
				ID : Ø14,2
				bl : 81
				l : 354,6
COMPONENT	PART NUM.	COMPONENT NAME		OEM NO
	24905AP	BALL JOINT (LEFT & RIGHT)		15863690
	30825AP	SILENTBLOCK (LEFT & RIGHT)		25798014
	31289AP	SILENTBLOCK (LEFT & RIGHT)		22782459



30824AP

GMC





WISHBONE

RIGHT

* Handed : 30823AP
Front Axle



MODEL	START YEAR	END YEAR	OEM / COMPARISON NO	TECHNICAL SPECIFICATIONS
ACADIA	2007/01	2012/12	25798011	M : M14x1.5
				ID : Ø14,2
				bl : 81
				l : 354,6
COMPONENT	PART NUM.	COMPONENT NAME		OEM NO
	24905AP	BALL JOINT (LEFT & RIGHT)		15863690
	30825AP	SILENTBLOCK (LEFT & RIGHT)		25798014



30824WBAP

GMC






WISHBONE

RIGHT

* Handed : 30823AP
Front Axle



MODEL	START YEAR	END YEAR	OEM / COMPARISON NO	TECHNICAL SPECIFICATIONS
ACADIA	2007/01	2012/12	20774419-K	M : M14x1.5
				ID : Ø14,2
				bl : 81
				l : 354,6
COMPONENT	PART NUM.	COMPONENT NAME		OEM NO
	24905AP	BALL JOINT (LEFT & RIGHT)		15863690
	30825AP	SILENTBLOCK (LEFT & RIGHT)		25798014
	31289AP	SILENTBLOCK (LEFT & RIGHT)		22782459



32950AP


HONDA



STRUT CONTROL ARM

LEFT & RIGHT
Rear Axle



MODEL	START YEAR	END YEAR	OEM / COMPARISON NO	TECHNICAL SPECIFICATIONS
CR-V III (RE)	2006/10	2013/12	52390SWAA00	L : 239
				PD : Ø20
				ID : Ø12,2
COMPONENT	PART NUM.	COMPONENT NAME		OEM NO
	32951AP	SILENTBLOCK (LEFT & RIGHT)		52390SWAA00-P

32958AP


HYUNDAI



STRUT CONTROL ARM

LEFT
* Handed : 32959AP
Upper Rear Axle



MODEL	START YEAR	END YEAR	OEM / COMPARISON NO	TECHNICAL SPECIFICATIONS
EQUUS	2010/01	2015/12	551002M000	L : 255
GENESIS (BH)	2008/01	2014/12	551003M000	PD : Ø19
GENESIS (BH)	2008/01	2014/12	551003N000	ID : Ø12,2
COMPONENT	PART NUM.	COMPONENT NAME		OEM NO
	32960AP	SILENTBLOCK (LEFT & RIGHT)		551003N000-P



32959AP

HYUNDAI



STRUT CONTROL ARM

RIGHT
* Handed : 32958AP
Upper Rear Axle



MODEL	START YEAR	END YEAR	OEM / COMPARISON NO	TECHNICAL SPECIFICATIONS
EQUUS	2010/01	2015/12	551012M000	L : 255
GENESIS (BH)	2008/01	2014/12	551013M000	PD : Ø19
GENESIS (BH)	2008/01	2014/12	551013N000	ID : Ø12,2

COMPONENT	PART NUM.	COMPONENT NAME	OEM NO
	32960AP	SILENTBLOCK (LEFT & RIGHT)	551003N000-P

33413AP

HYUNDAI



TRACK CONTROL ARM

LEFT
* Handed : 33414AP
Upper Rear Axle



MODEL	START YEAR	END YEAR	OEM / COMPARISON NO	TECHNICAL SPECIFICATIONS
GENESIS (DH)	2014/06	-	55105B1000	

COMPONENT	PART NUM.	COMPONENT NAME	OEM NO
	33482AP	SILENTBLOCK (LEFT & RIGHT)	55106B1000-P 55138B1200



33414AP


HYUNDAI



TRACK CONTROL ARM

RIGHT
* Handed : 33413AP
Upper Rear Axle



MODEL	START YEAR	END YEAR	OEM / COMPARISON NO	TECHNICAL SPECIFICATIONS
GENESIS (DH)	2014/06	-	55106B1000	
COMPONENT	PART NUM.	COMPONENT NAME		OEM NO
	33482AP	SILENTBLOCK (LEFT & RIGHT)		55106B1000-P 55138B1200

33415AP


HYUNDAI



TRACK CONTROL ARM

LEFT
* Handed : 33416AP
Upper Front Axle



MODEL	START YEAR	END YEAR	OEM / COMPARISON NO	TECHNICAL SPECIFICATIONS
GENESIS (DH) 2WD	2014/06	-	54400B1000	
COMPONENT	PART NUM.	COMPONENT NAME		OEM NO
	33417AP	SILENTBLOCK (LEFT & RIGHT)		54401B1000-P



33416AP


HYUNDAI



TRACK CONTROL ARM

RIGHT
* Handed : 33415AP
Upper Front Axle



MODEL	START YEAR	END YEAR	OEM / COMPARISON NO	TECHNICAL SPECIFICATIONS
GENESIS (DH) 2WD	2014/06	-	54401B1000	
COMPONENT	PART NUM.	COMPONENT NAME		OEM NO
	33417AP	SILENTBLOCK (LEFT & RIGHT)		54401B1000-P

33419AP


HYUNDAI



TRACK CONTROL ARM

LEFT
* Handed : 33420AP
Upper Front Axle



MODEL	START YEAR	END YEAR	OEM / COMPARISON NO	TECHNICAL SPECIFICATIONS
GENESIS (DH) 2WD	2014/06	-	54405B1000	
GENESIS (DH) 4WD	2014/06	-	54405B1500	
COMPONENT	PART NUM.	COMPONENT NAME		OEM NO
	33417AP	SILENTBLOCK (LEFT & RIGHT)		54401B1000-P



33420AP


HYUNDAI



TRACK CONTROL ARM

RIGHT
* Handed : 33419AP
Upper Front Axle



MODEL	START YEAR	END YEAR	OEM / COMPARISON NO	TECHNICAL SPECIFICATIONS
GENESIS (DH) 2WD	2014/06	-	54406B1000	
GENESIS (DH) 4WD	2014/06	-	54406B1500	
COMPONENT	PART NUM.	COMPONENT NAME		OEM NO
	33417AP	SILENTBLOCK (LEFT & RIGHT)		54401B1000-P

33423AP


HYUNDAI



TRACK CONTROL ARM

LEFT & RIGHT
Lower Rear Axle



MODEL	START YEAR	END YEAR	OEM / COMPARISON NO	TECHNICAL SPECIFICATIONS
GENESIS (DH) 4WD	2014/06	-	55250B1000	
COMPONENT	PART NUM.	COMPONENT NAME		OEM NO
	33403AP	SILENTBLOCK (LEFT & RIGHT)		55250B1000-P 55258B1000



34693AP

HYUNDAI



AXIAL JOINT

LEFT & RIGHT
Front Axle



MODEL	START YEAR	END YEAR	OEM / COMPARISON NO	TECHNICAL SPECIFICATIONS
EXCEL	1985/10	1989/09	5576021000	
EXCEL Saloon	1985/10	1989/09		

34708AP

HYUNDAI



AXIAL JOINT

LEFT & RIGHT
Front Axle



MODEL	START YEAR	END YEAR	OEM / COMPARISON NO	TECHNICAL SPECIFICATIONS
SONATA	2009/01	2012/12	577243S000	



31106AP



IVECO



WISHBONE

LEFT & RIGHT
Lower Front Axle



MODEL	START YEAR	END YEAR	OEM / COMPARISON NO	TECHNICAL SPECIFICATIONS
DAILY VI	2014/03	-	5801564316	M : M14x1.5
				ID : 2-Ø16,5
				bl : 56,5
				l : 435
COMPONENT	PART NUM.	COMPONENT NAME		OEM NO
	31105AP	SILENTBLOCK (LEFT & RIGHT)		5801564276 5801564281
	31107AP	BALL JOINT (LEFT & RIGHT)		5801564316-P

31660AP


JAGUAR



TRACK CONTROL ARM

LEFT & RIGHT
Lower Front Axle



MODEL	START YEAR	END YEAR	OEM / COMPARISON NO	TECHNICAL SPECIFICATIONS
XE (X760)	2015/03	-	T2H24313	
			T2H3196	
COMPONENT	PART NUM.	COMPONENT NAME		OEM NO
	31661AP	SILENTBLOCK (LEFT & RIGHT)		T2H24313-P T2H8177



31663AP

JAGUAR




TRACK CONTROL ARM

LEFT & RIGHT

Lower Front Axle



MODEL	START YEAR	END YEAR	OEM / COMPARISON NO	TECHNICAL SPECIFICATIONS
F-TYPE (X152)	2013/10	-	T2R7879	
COMPONENT	PART NUM.	COMPONENT NAME		OEM NO
	31664AP	SILENTBLOCK (LEFT & RIGHT)		T2R7879-P

32399AP

JAGUAR




STRUT CONTROL ARM

LEFT & RIGHT

Lower Front Axle



MODEL	START YEAR	END YEAR	OEM / COMPARISON NO	TECHNICAL SPECIFICATIONS
XF (X260)	2015/05	-	C2P17092	
XK	2010/07	-	C2Z10052	
			C2Z4457	
COMPONENT	PART NUM.	COMPONENT NAME		OEM NO
	31664AP	SILENTBLOCK (LEFT & RIGHT)		T2R7879-P



32958AP

KIA




STRUT CONTROL ARM

LEFT

* Handed : 32959AP
Upper Rear Axle



MODEL	START YEAR	END YEAR	OEM / COMPARISON NO	TECHNICAL SPECIFICATIONS
K900	2015/01	-	551003N000	L : 255
				PD : Ø19
				ID : Ø12,2
COMPONENT	PART NUM.	COMPONENT NAME		OEM NO
	32960AP	SILENTBLOCK (LEFT & RIGHT)		551003N000-P

32959AP

KIA




STRUT CONTROL ARM

RIGHT

* Handed : 32958AP
Upper Rear Axle



MODEL	START YEAR	END YEAR	OEM / COMPARISON NO	TECHNICAL SPECIFICATIONS
K900	2015/01	-	551013N000	L : 255
				PD : Ø19
				ID : Ø12,2
COMPONENT	PART NUM.	COMPONENT NAME		OEM NO
	32960AP	SILENTBLOCK (LEFT & RIGHT)		551003N000-P



31826AP

LEXUS





TRACK CONTROL ARM

LEFT

* Handed : 18905AP
Lower Front Axle



MODEL	START YEAR	END YEAR	OEM / COMPARISON NO	TECHNICAL SPECIFICATIONS
LS460	2007/01	2016/12	4864050081	
LS460H	2008/01	2016/12		

COMPONENT	PART NUM.	COMPONENT NAME	OEM NO
	31828AP	SILENTBLOCK (LEFT & RIGHT)	4862050081-P 4864050081-P
	31829AP	SILENTBLOCK (LEFT & RIGHT)	48536-50020



31827AP



LEXUS



TRACK CONTROL ARM

RIGHT
* Handed : 18904AP
Lower Front Axle



MODEL	START YEAR	END YEAR	OEM / COMPARISON NO	TECHNICAL SPECIFICATIONS
LS460	2007/01	2016/12	4862050081	
LS460H	2008/01	2016/12		
COMPONENT	PART NUM.	COMPONENT NAME		OEM NO
	31828AP	SILENTBLOCK (LEFT & RIGHT)		4862050081-P 4864050081-P
	31829AP	SILENTBLOCK (LEFT & RIGHT)		48536-50020

32952AP


LEXUS



STRUT CONTROL ARM

LEFT & RIGHT
Rear Axle



MODEL	START YEAR	END YEAR	OEM / COMPARISON NO	TECHNICAL SPECIFICATIONS
ES300H	2013/01	2016/12	4871006140	L : 443
ES350	2007/01	2009/12		PD : Ø26
RX350	2007/01	2014/12		ID : Ø14,2
COMPONENT	PART NUM.	COMPONENT NAME		OEM NO
	32953AP	SILENTBLOCK		4872506230



34068AP


LEXUS



STRUT CONTROL ARM

LEFT & RIGHT
Rear Axle



MODEL	START YEAR	END YEAR	OEM / COMPARISON NO	TECHNICAL SPECIFICATIONS
RX 330	2004/01	2006/12	487300E030	L : 365
RX 350	2007/01	2009/12		PD : Ø22
				ID : Ø14,2
COMPONENT	PART NUM.	COMPONENT NAME		OEM NO
	34134AP	SILENTBLOCK		4872548011

34717AP

LEXUS



AXIAL JOINT

LEFT & RIGHT
Front Axle



MODEL	START YEAR	END YEAR	OEM / COMPARISON NO	TECHNICAL SPECIFICATIONS
ES300H	2013/01	2016/12	4551006011-P	
			4551033050-P	



33833AP

RENAULT



BALL JOINT

LEFT & RIGHT
Front Axle



MODEL	START YEAR	END YEAR	OEM / COMPARISON NO	TECHNICAL SPECIFICATIONS
CLIO (V)	2019/06	-	545042511R-P	
			545056028R-P	

30823AP

SATURN





WISHBONE

LEFT
* Handed : 30824AP
Front Axle



MODEL	START YEAR	END YEAR	OEM / COMPARISON NO	TECHNICAL SPECIFICATIONS
OUTLOOK	2007/01	2010/12	25995438	M : M14x1.5
				ID : Ø14,2
				bl : 81
				l : 356,6

COMPONENT	PART NUM.	COMPONENT NAME	OEM NO
	24905AP	BALL JOINT (LEFT & RIGHT)	15863690
	30825AP	SILENTBLOCK (LEFT & RIGHT)	25798013



30823WBAP

SATURN






WISHBONE

LEFT

* Handed : 30824AP
Front Axle



MODEL	START YEAR	END YEAR	OEM / COMPARISON NO	TECHNICAL SPECIFICATIONS
OUTLOOK	2007/01	2010/12	22782459-K	M : M14x1.5
				ID : Ø14,2
				bl : 81
				l : 354,6
COMPONENT	PART NUM.	COMPONENT NAME		OEM NO
	24905AP	BALL JOINT (LEFT & RIGHT)		15863690
	30825AP	SILENTBLOCK (LEFT & RIGHT)		25798013
	31289AP	SILENTBLOCK (LEFT & RIGHT)		22782459



30824AP

SATURN





WISHBONE

RIGHT

* Handed : 30823AP
Front Axle



MODEL	START YEAR	END YEAR	OEM / COMPARISON NO	TECHNICAL SPECIFICATIONS
OUTLOOK	2007/01	2010/12	25798011	M : M14x1.5
				ID : Ø14,2
				bl : 81
				l : 354,6
COMPONENT	PART NUM.	COMPONENT NAME		OEM NO
	24905AP	BALL JOINT (LEFT & RIGHT)		15863690
	30825AP	SILENTBLOCK (LEFT & RIGHT)		25798013



30824WBAP

SATURN






WISHBONE

RIGHT

* Handed : 30823AP
Front Axle



MODEL	START YEAR	END YEAR	OEM / COMPARISON NO	TECHNICAL SPECIFICATIONS
OUTLOOK	2007/01	2010/12	20774419-K	M : M14x1.5
				ID : Ø14,2
				bl : 81
				l : 354,6
COMPONENT	PART NUM.	COMPONENT NAME		OEM NO
	24905AP	BALL JOINT (LEFT & RIGHT)		15863690
	30825AP	SILENTBLOCK (LEFT & RIGHT)		25798013
	31289AP	SILENTBLOCK (LEFT & RIGHT)		22782459



32952AP

TOYOTA



STRUT CONTROL ARM

LEFT & RIGHT
Rear Axle



MODEL	START YEAR	END YEAR	OEM / COMPARISON NO	TECHNICAL SPECIFICATIONS
AVALON	2013/01	-	4871006140	L : 443
CAMRY (XV5)	2011/09	-		PD : Ø26
HIGHLANDER	2004/01	2007/12		ID : Ø14,2

COMPONENT	PART NUM.	COMPONENT NAME	OEM NO
	32953AP	SILENTBLOCK	4872506230

34068AP

TOYOTA



STRUT CONTROL ARM

LEFT & RIGHT
Rear Axle



MODEL	START YEAR	END YEAR	OEM / COMPARISON NO	TECHNICAL SPECIFICATIONS
HIGHLANDER	2004/01	2007/12	487300E030	L : 365
			4873048110	PD : Ø22
				ID : Ø14,2

COMPONENT	PART NUM.	COMPONENT NAME	OEM NO
	34134AP	SILENTBLOCK	4872548011



34651AP

TOYOTA





STRUT CONTROL ARM

LEFT & RIGHT
Rear Axle



MODEL	START YEAR	END YEAR	OEM / COMPARISON NO	TECHNICAL SPECIFICATIONS
COROLLA	1998/01	2002/12	4873002040	L : 487
				ID : 2-Ø14,2

COMPONENT	PART NUM.	COMPONENT NAME	OEM NO
	34652AP	TIE ROD END (LEFT)	4873002040-P
	34653AP	TIE ROD END (RIGHT)	4873002040-P1

34652AP

TOYOTA



TIE ROD END

LEFT
* Handed : 34653AP
Rear Axle



MODEL	START YEAR	END YEAR	OEM / COMPARISON NO	TECHNICAL SPECIFICATIONS
COROLLA	1998/01	2002/12	4873002040-P	D : M16x1.5 LHT
				L : 225,5
				ID : Ø14,2



34653AP

TOYOTA



TIE ROD END

RIGHT
* Handed : 34652AP
Rear Axle



MODEL	START YEAR	END YEAR	OEM / COMPARISON NO	TECHNICAL SPECIFICATIONS
COROLLA	1998/01	2002/12	4873002040-P1	D : M16x1.5
				L : 225,5
				ID : Ø14,2

34717AP

TOYOTA



AXIAL JOINT

LEFT & RIGHT
Front Axle



MODEL	START YEAR	END YEAR	OEM / COMPARISON NO	TECHNICAL SPECIFICATIONS
AVALON	2013/01	-	4551006021-P	
			4551007010-P	



34722AP

TOYOTA



STABILIZER

LEFT

* Handed : 34723AP
Front Axle



MODEL	START YEAR	END YEAR	OEM / COMPARISON NO	TECHNICAL SPECIFICATIONS
LITEACE Bus	1997/10	2002/08	4881028030	

34723AP

TOYOTA



STABILIZER

RIGHT

* Handed : 34722AP
Front Axle



MODEL	START YEAR	END YEAR	OEM / COMPARISON NO	TECHNICAL SPECIFICATIONS
LITEACE Bus	1997/10	2002/08	4882028040	



34760AP

TOYOTA



STABILIZER

LEFT & RIGHT
Front Axle



MODEL	START YEAR	END YEAR	OEM / COMPARISON NO	TECHNICAL SPECIFICATIONS
LITEACE Bus (_R2_LG)	1992/01	1998/01	4882028020	
			4882028021	

33427AP

VW



STABILIZER

LEFT & RIGHT
Rear Axle



MODEL	START YEAR	END YEAR	OEM / COMPARISON NO	TECHNICAL SPECIFICATIONS
ATLAS (CA1)	2017/05	-	3QF505465C	



34658AP

VW



TIE ROD END

LEFT & RIGHT
Front Axle



MODEL	START YEAR	END YEAR	OEM / COMPARISON NO	TECHNICAL SPECIFICATIONS
ID.3	2020/01	-	1EA423811B	

34659AP

VW



BALL JOINT

LEFT & RIGHT
Front Axle



MODEL	START YEAR	END YEAR	OEM / COMPARISON NO	TECHNICAL SPECIFICATIONS
ID.3	2020/01	-	1EA407365A	



34688AP

VW



AXIAL JOINT

LEFT & RIGHT
Front Axle



MODEL	START YEAR	END YEAR	OEM / COMPARISON NO	TECHNICAL SPECIFICATIONS
ID.3	2020/01	-	1EA423810B	

34691CAP

VW



STABILIZER

LEFT & RIGHT
Front Axle



MODEL	START YEAR	END YEAR	OEM / COMPARISON NO	TECHNICAL SPECIFICATIONS
ID.3	2020/01	-	1EA411315B-M	

new to range

DECEMBER 2020



aplus[®]
Automotive Parts

RUBBER TO METAL

www.aplus-automotive.com



33436AP

ALFA ROMEO



SILENTBLOCK

LEFT & RIGHT
Rear Axle



MODEL	START YEAR	END YEAR	OEM / COMPARISON NO	TECHNICAL SPECIFICATIONS
GIULIA (952) (6S)	2015/10	-	50540594-P	OD : Ø40,3
STELVIO (949) (6V)	2016/12	-		ID : Ø12,3
				h : 30

30745AP

BMW



SILENTBLOCK

LEFT & RIGHT
Front Axle



MODEL	START YEAR	END YEAR	OEM / COMPARISON NO	TECHNICAL SPECIFICATIONS
6 SERIES GT (G32)	2017/07	-	31106861151-P	
7 SERIES G11 & G12	2015/07	-	31106861152-P	

33502AP

CITROEN



SILENTBLOCK

LEFT

Upper Front Axle



MODEL	START YEAR	END YEAR	OEM / COMPARISON NO	TECHNICAL SPECIFICATIONS
BERLINGO	1996/01	2008/03	184434	1.1/1.4/1.6/1.6HDI/1.9HDI/2.0HDI
C4 (LC_)	2004/11	2011/10	184451	1.4/1.4HDI/1.6/1.6HDI
			184468	
			96104506	

33586AP

FORD



STABILIZER BAR BEARING

LEFT & RIGHT

Rear Axle



MODEL	START YEAR	END YEAR	OEM / COMPARISON NO	TECHNICAL SPECIFICATIONS
FOCUS II (DA_)	2004/11	-	1581670	
FOCUS II Cabriolet	2006/10	-	6G914A037XCB	
FOCUS II Estate (DAW_)	2004/11	-		
FOCUS II Saloon (DA_)	2005/04	-		
FOCUS II Station Wagon (DAW_)	2004/11	-		
MONDEO IV	2007/03	2014/09		
MONDEO IV Saloon	2007/03	2014/09		
MONDEO IV Turnier	2007/03	2014/09		

32951AP

HONDA



SILENTBLOCK

LEFT & RIGHT
Rear Axle



MODEL	START YEAR	END YEAR	OEM / COMPARISON NO	TECHNICAL SPECIFICATIONS
CR-V III (RE)	2006/10	2013/12	52390SWAA00-P	OD : Ø42
ELEMENT	2007/01	2010/12		ID : Ø12,2
				h : 47

33494AP

HONDA



SILENTBLOCK

LEFT & RIGHT
Front Axle



MODEL	START YEAR	END YEAR	OEM / COMPARISON NO	TECHNICAL SPECIFICATIONS
CIVIC II Estate (EE)	1988/01	1995/02	51393SH3003	
CIVIC II Shuttle (EE)	1988/01	1995/02		
CIVIC III Hatchback (AL, AJ, AG, AH)	1983/10	1987/10		
CIVIC III Hatchback (EC, ED, EE)	1987/09	1993/10		
CIVIC III Saloon (ED)	1987/09	1993/10		
CIVIC IV Hatchback (EC, ED, EE)	1987/09	1993/10		
CIVIC IV Saloon (ED)	1987/09	1993/10		
CRX II (ED, EE)	1987/10	1992/02		



33403AP

HYUNDAI



SILENTBLOCK

LEFT & RIGHT
Rear Axle



MODEL	START YEAR	END YEAR	OEM / COMPARISON NO	TECHNICAL SPECIFICATIONS
GENESIS (DH)	2014/06	-	55250B1000-P	
			55258B1000	

33417AP

HYUNDAI



SILENTBLOCK

LEFT & RIGHT
Front Axle



MODEL	START YEAR	END YEAR	OEM / COMPARISON NO	TECHNICAL SPECIFICATIONS
GENESIS (DH)	2014/06	-	54401B1000-P	



33482AP

HYUNDAI



SILENTBLOCK

LEFT & RIGHT
Front Axle



MODEL	START YEAR	END YEAR	OEM / COMPARISON NO	TECHNICAL SPECIFICATIONS
GENESIS (DH)	2014/06	-	55106B1000-P	
			55138B1200	

33585AP

IVECO



STABILIZER BAR BEARING

LEFT & RIGHT
Rear Axle



MODEL	START YEAR	END YEAR	OEM / COMPARISON NO	TECHNICAL SPECIFICATIONS
DAILY II	-	-	8560291	
DAILY II	1999/01	2006/12		
DAILY II Box	1999/05	-		
DAILY II BOX BODY / ESTATE	1997/01	1999/05		
DAILY II Box Body / Estate	1999/05	-		
DAILY II Box/Combi	1989/01	1999/05		
DAILY II Bus	1989/01	1999/05		
DAILY III	2006/01	-		
DAILY III Box	2006/05	-		
DAILY III Box Body / Estate	2006/05	-		
DAILY III Box/Combi	1999/05	-		
DAILY III Dumptruck	2006/05	-		
DAILY III PLATFORM / CHASSIS	1999/05	-		
DAILY III: 2.8 CNG	1999/05	2007/07		
DAILY IV Box/Combi	2006/05	-		
DAILY IV Kipper	2006/05	-		
DAILY IV: 29L10	2006/05	2011/08		

31661AP

JAGUAR



SILENTBLOCK

LEFT & RIGHT
Front Axle



MODEL	START YEAR	END YEAR	OEM / COMPARISON NO	TECHNICAL SPECIFICATIONS
XE (X760)	2015/03	-	T2H24313-P	
			T2H8177	

31664AP

JAGUAR



SILENTBLOCK

LEFT & RIGHT
Front Axle



MODEL	START YEAR	END YEAR	OEM / COMPARISON NO	TECHNICAL SPECIFICATIONS
F-TYPE (X152)	2013/10	-	T2R7879-P	

31829AP

LEXUS



SILENTBLOCK

LEFT & RIGHT
Front Axle



MODEL	START YEAR	END YEAR	OEM / COMPARISON NO	TECHNICAL SPECIFICATIONS
LS460	2007/01	2016/12	48536-50020	
LS460H	2008/01	2016/12		

29368AP

NISSAN



SILENTBLOCK

LEFT & RIGHT
Rear Axle



MODEL	START YEAR	END YEAR	OEM / COMPARISON NO	TECHNICAL SPECIFICATIONS
QASHQAI (J10, JJ10)	2007/02	-	54466JD000	

33590AP

NISSAN



STABILIZER BAR BEARING

LEFT & RIGHT
Front Axle



MODEL	START YEAR	END YEAR	OEM / COMPARISON NO	TECHNICAL SPECIFICATIONS
NOTE (E11)	2006/03	-	546139U000	

33502AP

PEUGEOT



SILENTBLOCK

LEFT
Upper Front Axle



MODEL	START YEAR	END YEAR	OEM / COMPARISON NO	TECHNICAL SPECIFICATIONS
206	2000/01	2008/12	184434	2
3008	2009/06	-	184451	1.6I/2.0
306	1993/01	2003/12	184468	1.6/2.0
307	2000/01	2008/12	96104506	1.6/2.0
308 (4A_, 4C_)	2007/09	-		1.6I/2.0
PARTNER	2004/01	2007/12		1.9HDI/2.0



33586AP

VOLVO



STABILIZER BAR BEARING

LEFT & RIGHT
Rear Axle



MODEL	START YEAR	END YEAR	OEM / COMPARISON NO	TECHNICAL SPECIFICATIONS
S60 II	2010/04	2015/12	30736876	
S80 II	2006/03	-	30748926	
S80 II Saloon	2006/03	-	30748927	
V60 (155_157)	2010/09	-		
V70 III Estate	2007/08	-		
XC60	2008/05	-		

new to range


DECEMBER 2020



APLUS[®]
Automotive Parts

COMMERCIAL VEHICLES

www.aplus-automotive.com





20471AP

IVECO



REPAIR KIT



MODEL	START YEAR	END YEAR	OEM / COMPARISON NO	TECHNICAL SPECIFICATIONS
EUROCARGO I-III: 120 E 15	1991/01	2015/09	93161631	OD : 72
EUROCARGO I-III: 120 E 18, 120 E 18 P, 120 E 18 H	1991/01	2015/09		h : 46
EUROCARGO I-III: 120 E 23, 120 E 23 P, 120 E 23 FP, 120 E 23 H	1991/01	2015/09		
EUROCARGO I-III: 130 E 15	1991/01	2015/09		
EUROCARGO I-III: 130 E 18	1991/01	2015/09		
EUROCARGO I-III: 130 E 23	1991/01	2015/09		
EUROCARGO I-III: 150 E 15	1991/01	2015/09		
EUROCARGO I-III: 150 E 18, 150 E 18 P	1991/01	2015/09		
EUROCARGO I-III: 150 E 23, 150 E 23 P, 150 E 23 FP	1991/01	2015/09		
EUROCARGO I-III: 150 E 27, 150 E 27 P, 150 E27FP, 150 E 27 R	1991/01	2015/09		
EUROCARGO I-III: 170 E 18, 180 E 18	1991/01	2015/09		
EUROCARGO I-III: 170 E 23, 180 E 23	1991/01	2015/09		
EUROCARGO I-III: 170 E 27, 180 E 27	1991/01	2015/09		
EUROCARGO I-III: 260 E 23 T	1991/01	2015/09		
EUROCARGO I-III: 280 E 23 T	1991/01	2015/09		
EUROCARGO I-III: 320 E 27 T	1991/01	2015/09		
EUROTECH MH: 190 E 31 K	1998/09	-		

30116AP

IVECO

STABILIZER BAR BEARING



MODEL	START YEAR	END YEAR	OEM / COMPARISON NO	TECHNICAL SPECIFICATIONS
EUROCARGO I-III: 150 E 23, 150 E 23 P, 150 E 23 FP	1991/01	2015/09	7517201	OD : 95,7
EUROCARGO I-III: 170 E 18 K, 180 E 18 K	1991/01	2015/09	8509220	ID : 63,7
EUROCARGO I-III: 170 E 18, 180 E 18	1991/01	2015/09	98444833	h : 80,4
EUROCARGO I-III: 170 E 23 K, 180 E 23 K	1991/01	2015/09		
EUROCARGO I-III: 170 E 23, 180 E 23	1991/01	2015/09		
EUROCARGO I-III: 170 E 27, 180 E 27	1991/01	2015/09		
EUROCARGO I-III: 180 E 21 K tector	2000/09	2015/09		
EUROCARGO I-III: 180 E 21 tector	2000/09	2015/09		
EUROCARGO I-III: 180 E 24 K tector	2000/09	2015/09		
EUROCARGO I-III: 180 E 24, 180 E 25 tector	2000/09	2015/09		
EUROCARGO I-III: 180 E 28 K tector	2000/09	2015/09		
EUROCARGO I-III: 180 E 28 tector, 180 E 28 P tector	2000/09	2015/09		
EUROCARGO I-III: 180 E 30 K tector	2006/09	2015/09		
EUROCARGO I-III: 180 E 30 tector, 180 E 30 P tector	2006/08	2015/09		
EUROTECH MP: 180 E 34	1992/01	1993/12		
EUROTECH MT: 180 E 24	1992/01	1996/12		
EUROTECH MT: 180 E 24 K	1993/01	1996/12		

30448AP

IVECO



SILENTBLOCK



MODEL	START YEAR	END YEAR	OEM / COMPARISON NO	TECHNICAL SPECIFICATIONS
EUROCARGO I-III: 100 E 15 K	1991/01	2015/09	008127383	OD : 65,5
EUROCARGO I-III: 100 E 15, 100 E 15 P	1991/01	2015/09	08127383	ID : 40
EUROCARGO I-III: 100 E 17, 100 E 17 DP tector, 100 E 18 tector	2000/09	2015/09	8127383	h : 63
EUROCARGO I-III: 100 E 18 K	1991/01	2015/09		
EUROCARGO I-III: 100 E 18 K tector	2006/09	2015/09		
EUROCARGO I-III: 100 E 18 K tector, 100 E 18 DK tector	2000/09	2015/09		
EUROCARGO I-III: 100 E 18 tector, 100 E 18 P tector, 100 E 18 FP tector	2000/09	2015/09		
EUROCARGO I-III: 100 E 18 tector, 100 E 18 P tector, 100 E 18 FP tector	2006/09	2015/09		
EUROCARGO I-III: 100 E 18 W tector, 100 E 18 WS tector	2000/09	2015/09		
EUROCARGO I-III: 100 E 18, 100 E 18 P	1991/01	2015/09		
EUROCARGO I-III: 100 E 21 K tector, 100 E 21 DK tector	2000/09	2015/09		
EUROCARGO I-III: 100 E 21 W tector, 100 E 21 WS tector	2000/09	2015/09		
EUROCARGO I-III: 100 E 21, 100 E 21 DP tector, 100 E 22 tector	2000/09	2015/09		
EUROCARGO I-III: 100 E 21, 100 E 21 P	1991/01	2015/09		
EUROCARGO I-III: 180 E 21 K tector	2000/09	2015/09		
EUROCARGO I-III: 180 E 21 T	1991/01	2015/09		
EUROCARGO I-III: 180 E 21 tector	2000/09	2015/09		

30450AP

IVECO



SILENTBLOCK



MODEL	START YEAR	END YEAR	OEM / COMPARISON NO	TECHNICAL SPECIFICATIONS
EUROCARGO I-III: 100 E 17 K tector, 100 E 17 DK tector	2000/09	2015/09	08125492	OD : 65,5
EUROCARGO I-III: 100 E 17, 100 E 17 DP tector, 100 E 18 tector	2000/09	2015/09	42556635	ID : 34
EUROCARGO I-III: 100 E 18 K	1991/01	2015/09	8125492	h : 62
EUROCARGO I-III: 100 E 18 K tector	2006/09	2015/09		
EUROCARGO I-III: 100 E 18 K tector, 100 E 18 DK tector	2000/09	2015/09		
EUROCARGO I-III: 100 E 18 tector, 100 E 18 P tector, 100 E 18 FP tector	2000/09	2015/09		
EUROCARGO I-III: 100 E 18 tector, 100 E 18 P tector, 100 E 18 FP tector	2006/09	2015/09		
EUROCARGO I-III: 100 E 18 W tector, 100 E 18 WS tector	2000/09	2015/09		
EUROCARGO I-III: 100 E 18, 100 E 18 P	1991/01	2015/09		
EUROCARGO I-III: 100 E 21 K tector, 100 E 21 DK tector	2000/09	2015/09		
EUROCARGO I-III: 100 E 21 W tector, 100 E 21 WS tector	2000/09	2015/09		
EUROCARGO I-III: 100 E 21, 100 E 21 DP tector, 100 E 22 tector	2000/09	2015/09		
EUROCARGO I-III: 100 E 21, 100 E 21 P	1991/01	2015/09		
EUROCARGO I-III: 75 E 14 K	1991/01	2015/09		
EUROCARGO I-III: 75 E 14 K tector	2006/09	2015/09		
EUROCARGO I-III: 75 E 14 tector, 75 E 14 P tector	2006/09	2015/09		
EUROCARGO I-III: 75 E 14, 75 E 14 P	1991/01	2015/09		

30452AP

IVECO



SILENTBLOCK



MODEL	START YEAR	END YEAR	OEM / COMPARISON NO	TECHNICAL SPECIFICATIONS
EUROCARGO I-III: 120 E 15	1991/01	2015/09	098431946	OD : 61
EUROCARGO I-III: 120 E 15 K	1991/01	2015/09	98431946	ID : 47
EUROCARGO I-III: 120 E 18 K	1991/01	2015/09		h : 65
EUROCARGO I-III: 120 E 18, 120 E 18 P, 120 E 18 H	1991/01	2015/09		
EUROCARGO I-III: 120 E 23, 120 E 23 P, 120 E 23 FP, 120 E 23 H	1991/01	2015/09		
EUROCARGO I-III: 130 E 15	1991/01	2015/09		
EUROCARGO I-III: 130 E 15 K	1991/01	2015/09		
EUROCARGO I-III: 130 E 18	1991/01	2015/09		
EUROCARGO I-III: 130 E 18 K	1991/01	2015/09		
EUROCARGO I-III: 130 E 18 K tector, 130 E 18 DK tector	2000/09	2015/09		
EUROCARGO I-III: 130 E 18 tector, 130 E 18 D tector, 130 E 18 DP tector	2000/09	2015/09		
EUROCARGO I-III: 130 E 21 K tector	2000/09	2015/09		
EUROCARGO I-III: 130 E 21 tector, 130 E 21 P tector, 130 E 21 FP tector	2000/09	2015/09		
EUROCARGO I-III: 130 E 23	1991/01	2015/09		
EUROCARGO I-III: 130 E 24 K tector, 130 E 24 DK tector	2000/09	2015/09		
EUROCARGO I-III: 130 E 24 tector, 130 E 24 D tector, 130 E 24 DP tector	2000/09	2015/09		
EUROCARGO I-III: 130 E 28 K tector	2000/09	2015/09		

30454AP

IVECO



SILENTBLOCK



MODEL	START YEAR	END YEAR	OEM / COMPARISON NO	TECHNICAL SPECIFICATIONS
EUROCARGO I-III: 100 E 15 K	1991/01	2015/09	08125490	OD : 66
EUROCARGO I-III: 100 E 15, 100 E 15 P	1991/01	2015/09	8125490	ID : 30
EUROCARGO I-III: 100 E 17, 100 E 17 DP tector, 100 E 18 tector	2000/09	2015/09		h : 62
EUROCARGO I-III: 100 E 18 K	1991/01	2015/09		
EUROCARGO I-III: 100 E 18 K tector	2006/09	2015/09		
EUROCARGO I-III: 100 E 18 K tector, 100 E 18 DK tector	2000/09	2015/09		
EUROCARGO I-III: 100 E 18 tector, 100 E 18 P tector, 100 E 18 FP tector	2000/09	2015/09		
EUROCARGO I-III: 100 E 18 tector, 100 E 18 P tector, 100 E 18 FP tector	2006/09	2015/09		
EUROCARGO I-III: 100 E 18 W tector, 100 E 18 WS tector	2000/09	2015/09		
EUROCARGO I-III: 100 E 18, 100 E 18 P	1991/01	2015/09		
EUROCARGO I-III: 100 E 21 K tector, 100 E 21 DK tector	2000/09	2015/09		
EUROCARGO I-III: 100 E 21 W tector, 100 E 21 WS tector	2000/09	2015/09		
EUROCARGO I-III: 100 E 21, 100 E 21 DP tector, 100 E 22 tector	2000/09	2015/09		
EUROCARGO I-III: 100 E 21, 100 E 21 P	1991/01	2015/09		
EUROCARGO I-III: 75 E 12 K	1991/01	2015/09		
EUROCARGO I-III: 75 E 12, 75 E 12 P	1991/01	2015/09		
EUROCARGO I-III: 75 E 13 K tector	2000/09	2015/09		



30456AP

IVECO



SILENTBLOCK



MODEL	START YEAR	END YEAR	OEM / COMPARISON NO	TECHNICAL SPECIFICATIONS
DAILY II: 35-8 (12931102, 12931104, 12931111, 12931112, 12931117,...)	1989/01	1998/08	93814618	OD : 46
DAILY II: 35-8 (12934104, 12934111, 12934112, 12934117, 12934124,...)	1991/01	1998/08		ID : 28
DAILY II: 35-8 (14930304, 14931104, 14931111, 14931115, 14931204,...)	1998/09	1999/05		h : 62
DAILY II: 35-8 (14934104, 14934111, 14934204, 14934205, 14934211,...)	1998/09	1999/05		
DAILY II: 59-12 (13150204, 13150211, 13150231, 13150311, 13150312,...)	1991/05	1996/04		
DAILY II: 59-12 V (13154404, 13154411, 13154412, 13154417,...)	1991/05	1996/04		
DAILY III: 65 C 13	1999/07	2006/04		
DAILY III: 65 C 14	2004/09	2006/04		
DAILY III: 65 C 15	2001/11	2006/04		
DAILY III: 65 C 17	2004/09	2006/04		
DAILY IV: 65C15	2006/05	2011/08		
DAILY IV: 65C15, 65C15 /P, 65C15 D, 65C15 D/P	2006/05	2011/08		
DAILY IV: 65C18	2006/05	2011/08		



30458AP

IVECO



SILENTBLOCK



MODEL	START YEAR	END YEAR	OEM / COMPARISON NO	TECHNICAL SPECIFICATIONS
EURO CARGO	1991/01	-	4792127	OD : 58
M: 115-17	1986/01	1991/12		ID : 40
M: 145-17	1986/02	1991/12		h : 56
M: 175-17	1986/09	1992/12		
M: 175-24	1986/09	1992/11		
M: 175-24 T	1986/09	1992/11		
TECTOR RESTYL.	-	-		

30464AP

IVECO



SILENTBLOCK



MODEL	START YEAR	END YEAR	OEM / COMPARISON NO	TECHNICAL SPECIFICATIONS
EUROSTAR: LD 190 E 39 P, LD 190 E 39 FP	1999/11	2002/02	99482437	OD : 65
EUROSTAR: LD 190 E 43, LD 190 E 43 P, LD 190 E 43 FP	1999/11	2002/02		ID : 51
EUROSTAR: LD 260 E 39 P, LD 260 E 39 FP	1999/11	2002/02		h : 76
EUROSTAR: LD 260 E 43 Y/PS, LD 260 E 43 FP	1993/01	2002/02		
EUROTECH MH: 190 E 31 K	1998/09	-		
EUROTECH MH: 190 E 31, 190 E 31 /P	1998/09	-		
EUROTECH MH: 190 E 35, 190 E 35 /P, 190 E 35 /FP	1998/09	-		
EUROTECH MH: 260 E 31 Y/P, 260 E 31 Y/PS, 260 E 31 Y/PT	1999/11	-		
EUROTECH MH: 260 E 35 Y/P, 260 E 35 Y/PT, 260 E 35 Y/TN	1999/11	-		
EUROTECH MP: 190 E 39, 190 E 39 /P, 190 E39 /FP	1999/11	-		
EUROTECH MP: 190 E 43, 190 E 43 /P	2001/01	-		
EUROTECH MP: 260 E 39 Y, 260 E 39 Y/P, 260 E 39 Y/FP, 260 E 39 Y/FS	1999/11	-		
EUROTECH MP: 260 E 43 Y, 260 E 43 Y/P	1999/11	-		
STRALIS: AD 190S27, AT 190S27	2003/06	-		
STRALIS: AD 190S27, AT 190S27	2004/04	-		
STRALIS: AD 190S30, AD 190S31, AT 190S31	2003/06	-		
STRALIS: AD 190S31, AT 190S31	2004/04	-		




30946AP

IVECO



RUBBER MOUNTING



MODEL	START YEAR	END YEAR	OEM / COMPARISON NO	TECHNICAL SPECIFICATIONS
EUROSTAR: LD 440 E 38 T	1993/01	2002/02	41006350	h : 26
EUROSTAR: LD 440 E 38 TZ	1993/01	2002/02		L : 100
EUROSTAR: LD 440 E 42 T/P	1993/01	2002/02		L : 88
EUROSTAR: LD 440 E 47 TZ	1993/01	2002/02		
EUROSTAR: LD 440 E 52 TZ	1993/01	2002/02		
EUROTECH MP: 400 E 34 T, 440 E 34 T	1992/01	-		
EUROTECH MP: 400 E 38 T, 440 E 38 T, 440 E 38 T /P	1992/01	-		
EUROTECH MP: 400 E 42 T, 440 E 42 T, 440 E 42 T/P	1992/01	-		
EUROTECH MP: 440 E 42 TZ	1993/01	-		
EUROTECH MT: 400 E 34 T	1992/01	1998/08		
EUROTRAKKER: MP 400 E 34 HT	1993/01	2004/11		
EUROTRAKKER: MP 400 E 35 HT Cursor	2000/01	2004/11		
EUROTRAKKER: MP 400 E 37 HT	1993/01	2004/11		
STRALIS: AD 190S36	2012/09	-		
STRALIS: AD 190S40, AT 190S40	2003/03	-		
STRALIS: AD 190S42	2012/09	-		
STRALIS: AD 190S43, AT 190S43	2003/06	-		



new to range

DECEMBER 2020

30949AP

IVECO



RUBBER MOUNTING



MODEL	START YEAR	END YEAR	OEM / COMPARISON NO	TECHNICAL SPECIFICATIONS
EURO CARGO	1991/01	-	98405404	h : 26
				L : 91,5
				L : 80

23608AP

MERCEDES BENZ



TIE ROD



MODEL	START YEAR	END YEAR	OEM / COMPARISON NO	TECHNICAL SPECIFICATIONS
OH SERIE	1970/01	-	3454607905	CL : 26,2
			3454608005	CU : 23,5
				L : 780
				PD : 42



34340AP

MERCEDES BENZ



TIE ROD



MODEL	START YEAR	END YEAR	OEM / COMPARISON NO	TECHNICAL SPECIFICATIONS
AROCS	2013/01	-	9604631215	CL : 32,2
				CU : 29
				L : 998
				PD : 42

34343AP

MERCEDES BENZ



TIE ROD



MODEL	START YEAR	END YEAR	OEM / COMPARISON NO	TECHNICAL SPECIFICATIONS
Atego 3: 716 K	2013/04	-	9674603305	CL : 26,2
Atego 3: 716, 716 L	2013/04	-	9674604405	CU : 23,5
Atego 3: 718 K	2013/04	-		L : 816
Atego 3: 718, 718 L	2013/04	-		PD : 42
Atego 3: 721 K	2013/04	-		
Atego 3: 721, 721 L	2013/04	-		
Atego 3: 723 K	2013/04	-		
Atego 3: 723, 723 L	2013/04	-		
Atego 3: 816 K	2013/04	-		
Atego 3: 816, 816 L	2013/04	-		
Atego 3: 818 K	2013/04	-		
Atego 3: 818, 818 L	2013/04	-		
Atego 3: 821 K	2013/04	-		
Atego 3: 821, 821 L	2013/04	-		
Atego 3: 823 K	2013/04	-		
Atego 3: 823, 823 L	2013/04	-		
Atego 3: 824 K	2013/04	-		

COMPONENT	PART NUM.	COMPONENT NAME	OEM NO
	11192AP	TIE ROD END (RIGHT)	0003300248 0003303235 0003383410 0004632229



new to range

DECEMBER 2020

34348AP

MERCEDES BENZ



TIE ROD END



MODEL	START YEAR	END YEAR	OEM / COMPARISON NO	TECHNICAL SPECIFICATIONS
ACTROS	-	-	0024604148	CL : 32,4
				CU : 28,9
				D : M26x1,5 RHT
				L : 90

23587AP

RENAULT



TIE ROD



MODEL	START YEAR	END YEAR	OEM / COMPARISON NO	TECHNICAL SPECIFICATIONS
M/S 150/180/210/220/230TI/250	1993/02	2000/06	5010294199	CL : 26,2
				CU : 23,5
				L : 817
				PD : 38

COMPONENT	PART NUM.	COMPONENT NAME	OEM NO
	11192AP	TIE ROD END (RIGHT)	0003406212 0003406253 5000242159 5000295214

30181AP

RENAULT



STABILIZER BAR BEARING



MODEL	START YEAR	END YEAR	OEM / COMPARISON NO	TECHNICAL SPECIFICATIONS
G: G 170.11	1983/05	1990/02	5010294991	OD : 42
G: G 170.13	1983/05	1990/02		ID : 30
G: G 170.15	1983/05	1990/02		h : 19
G: G 170.16	1983/05	1990/02		
G: G 170.17	1983/05	1990/02		
G: G 200.13	1990/05	1991/09		
G: G 200.15	1990/05	1991/09		
G: G 200.16	1990/05	1991/09		
G: G 200.17	1990/05	1991/09		
G: G 200.18	1990/05	1991/09		
G: G 210.16	1983/11	1990/02		
G: G 210.16/T	1983/11	1990/02		
G: G 210.17 BOM	1983/11	1990/02		
G: G 210.18 BOM	1983/11	1990/02		
G: G 210.19	1983/11	1990/02		
G: G 210.19 BOM	1983/11	1990/02		
G: G 210.19/T	1983/11	1990/02		